


FODS Reusable Construction Entrance

The FODS Composite trackout control system is designed to be used as a temporary construction entrance which provides site access while minimizing sediment leaving the site. The top surface of the FODS mat contains rows of raised pyramids and are meant to be unidirectional with staggered pyramids parallel to the exit. The more effective direction of travel is straight over the staggered rows of pyramids. Individual mats are connected together with hardware to form various configurations to fit your jobsite.

Why Choose FODS?

- Increased Effectiveness at Reducing Site Trackout
- Extreme Durability
- Rapid Installation & Removal
- Economical & Reusable
- Tapered Pyramids for easy on-off transition
- UV Stable
- Highly Visible
- Chemical Resistant
- Excavation not Required
- Rockless/Easy to Clean
- Easy to transport from site to site
- Recyclable/Reduces Waste
- 100% Made In the USA from US parts



Mat Size

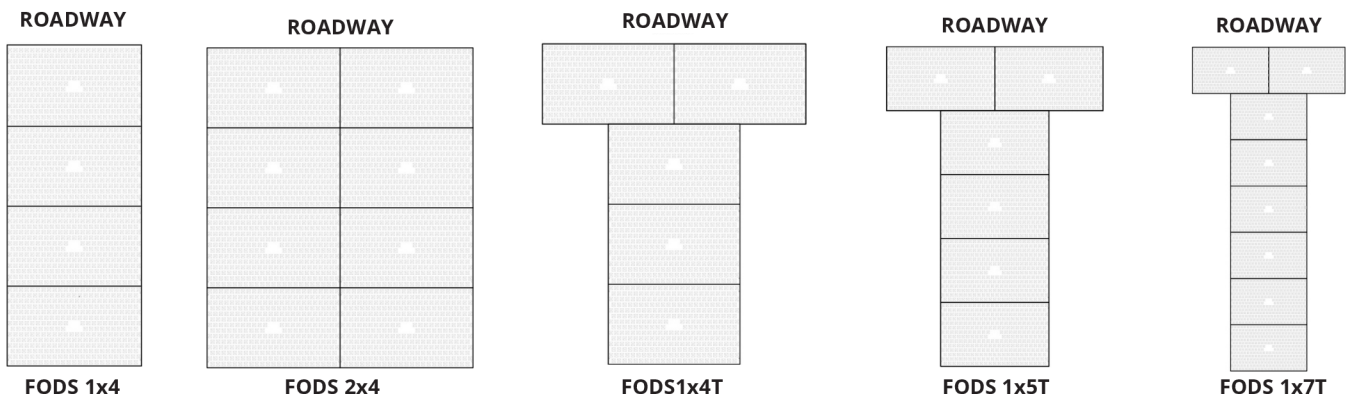
Width: 3.66 m
Length: 2.13 m
Thickness: 0.10 m
Pyramid height: 0.07 m

Mat Weight

195.04 kg

Installation Layouts

Each site must be evaluated to determine the proper layout, width, and duration for the application of the FODS Trackout Control System (FTCS) based on site conditions, entry and exit egress, traffic levels, site soil conditions, and ability to the maintain trackout system. Outlined below are a number of common layouts, the mats are unidirectional and due to the versatility of the mats design the FTCS can be engineered to fit the needs of any site:



Common Users

- Heavy Civil Construction
- Urban Construction / Urban In-Fill
- Bridge & Highway Projects
- Residential Construction
- Land Development
- Forestry
- Energy Exploration
- Oil & Gas Pipeline
- Electrical Power-line
- Temporary Event Access
- Landfill & Waste Management
- Mining



Suitable Installation Substrate

- Un-Excavated Soil
- Excavated Soil (Min CBR: 4)
- Asphalt
- Concrete

FODS Trackout Control System should be installed near the site exit point, as close to the location where vehicles enter the roadway as safely as possible. FODS mats should not be installed at a low point on the site where water will pool.

FODS Anchoring Systems

- Form-Stakes (0.4m or 0.61)
- FODS Round Head Form Stake
- FODS Heavy Duty Screw Anchor
- Concrete Sleeve Anchor (asphalt)
- Suitable Anchor for Substrate



Cleaning/Maintenance

- Skid-steer broom attachment
- FODS Shovel
- Street Sweeper (requires adjustable bristle head)
- Pressure Washer (must have ability to contain water)

THE MUD STOPS HERE

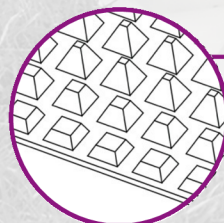


Learn More

+64 7 881 9188
sales@rocktec.co.nz
rocktec.co.nz

Available at:

KENNARDS
HIRE



TAPERED
PYRAMIDS FOR
SMOOTHER
TRANSITION

